





Alinio



TRILUX
NEW LIGHT.



Alinio

Seamless all the way.

The Alinio light channel provides a pleasant homogenous light over any distance. Innovative LED or T5 luminaire modules guarantee even illumination without dark spots. Additional luminaire modules provide further leeway in accentuating a room's architecture tastefully and at the same time, impressively.

Elegant: The luminaire with its timelessly attractive precise cuts and joints improves the appearance of every room.

Adaptable: Individual appearances can be implemented easily thanks to the modular design concept.

Homogenous: Uninterrupted lighting ensures an especially homogeneous appearance.

Time-saving: Rapid installation via pre-assembled luminaire modules, simple connection elements and a cover mounted without use of tools.

Versatile: The flexible luminaire is available as a suspended, surface-mounted or recessed version.



With its variety of different luminaire modules, Alinio ensures a particularly large number of design options. It can be adapted effortlessly to the room's desired ambience.



The completely homogenous illumination of the light channel is achieved through diagonally offset socket positions. Dark spots that occur with linear placement as a result of lamp socket visibility are therefore a thing of the past.



Alinio can be mounted quickly and easily on-site, since all modules are equipped with a 5-pole connection system.



Other RAL colours and custom geometrical arrangements are available upon request.

Alinio

Light channel, recessed

CE  IP20



Alinio OTA/I...03



Alinio L EB...03

Application

Single, double and triple luminaires in reticulated rectangular form and, in combination, also as a light channel for linear continuous-line luminaires. For illumination of public areas, corridors, showrooms and sales areas. Also suitable for suspended mounting, surface-mounting and recess-mounting.

Optical systems

Alinio...I... , ...II... , ...III... and Alinio L...III...
Direct light distribution. Opal PMMA cover with finely structured surface. Versions for fluorescent lamps with diagonally overlapping lamp placement for homogenous illumination of the light projection area.

...LED...

With low power LED, light colour is neutral white, colour temperature 4000 K.

Alinio L EB...

With 3 recessed spotlights for low-voltage halogen reflector lamps QR-CBC 51, max. 50 W.

Alinio L AB...

With 3 horizontally rotating and vertically pivoting surface-mounted spotlights for low-voltage halogen reflector lamps QR-CBC 51, max. 50 W.

Alinio L Stromsch 3-PH 1000 mm...

For mounting of spotlights with 3-circuit track adapter.

Luminaire body

Extruded aluminium profile, in reticulated rectangular form with minimal edge radius, silver, similar to RAL 9006.

T5 single luminaire Alinio...I... , ...II... , ...III...

As single or starting luminaire in one, two or three lamp lengths. In connection with continuous-line luminaires also suitable for setup of a linear continuous light channel.

T5 continuous-line luminaire Alinio L...III...

As middle or end luminaire, 28/54 W 3240 mm lllg, 35/49 W 4140 mm long.

LED single and/or continuous-line luminaire Alinio L...I...LED, ...II...LED and ...III...LED

In single, two or three length version.

Continuous-line luminaire Alinio L EB... , L AB...

As middle or end luminaire, 1194 mm long.

Continuous-line luminaire Alinio L Stromsch 3-PH 1000 mm...

As middle or end luminaire, 1194 mm long, with integral 3-circuit track for 3-circuit track adapter.

Electrical connection

Located at each end, a 5-pole WAGO connector for mains connection and further wiring.

Electrical version

Electronic mains power integrated within luminaire.

Alinio I... , II... , III... and Alinio L...III...

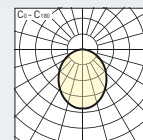
...E... With electronic Multi-Lamp control gear.

...EDD... With digitally dimmable electronic Multi-Lamp control gear (DALI).

Alinio L...LED... , Alinio L EB... and Alinio L AB...

...ET... With electronic transformer.

...ETDD... With digitally dimmable electronic transformer (DALI).



Alinio OTA/I/35/49...
UTE: 0,31 E + 0,00 T
DIN 5040: A40
CIBSE: BZ 3/75/BZ 4
NBN L 14-002: BZ 4



Alinio L AB...03

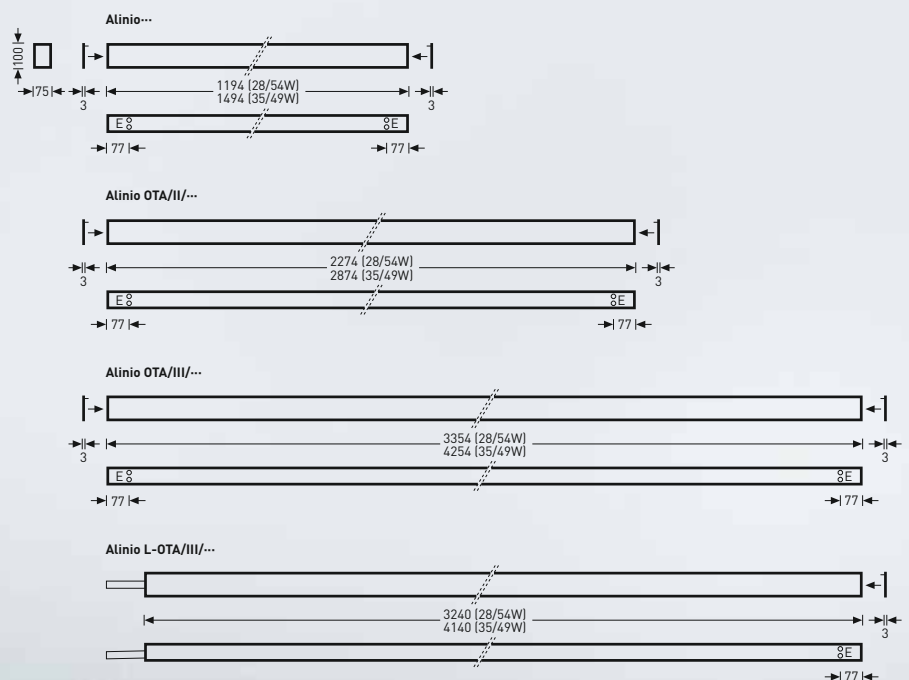


Alinio L Stromsch...03

Description	TOC	Electrical version				Lamp/ luminaire luminous flux/ light colour	Connected load	≈kg
		...E...	...EDD...	...ET...	...ETDD...			
T5 Single luminaire (starting luminaire)								
Alinio OTA/I/128/54...03	60 316...	...04	...07			1 x 28/54		4.1
Alinio OTA/I/135/49...03	60 317...	...04	...07			1 x 35/49		5.1
Alinio OTA/II/128/54...03	60 318...	...04	...07			1 x 28/54		7.8
Alinio OTA/II/135/49...03	60 319...	...04	...07			1 x 35/49		9.8
Alinio OTA/III/128/54...03	60 320...	...04	...07			1 x 28/54		11.5
Alinio OTA/III/135/49...03	60 321...	...04	...07			1 x 35/49		14.5
T5 Continuous-line luminaire (middle and/or end luminaire)								
Alinio L-OTA/III/128/54...03	60 322...	...04	...07			1 x 28/54		11.2
Alinio L-OTA/III/135/49...03	60 323...	...04	...07			1 x 35/49		14.2
LED Single and/or continuous-line luminaire*								
Alinio L-OTA/I/LED 3200 nw...03	60 393...				...51	LED/3200 lm/nw	40 W	5.1
Alinio L-OTA/II/LED 6400 nw...03	60 394...				...51	LED/6400 lm/nw	80 W	9.8
Alinio L-OTA/III/LED 9600 nw...03	60 395...				...51	LED/9600 lm/nw	120 W	14.5
Additional modules								
Alinio L EB 3QR-CBC51 max 50...03	60 324...			...40	...51	3 x 1 x QR-CBC 51, max 50 W		5.1
Alinio L AB 3QR-CBC51 max 50...03	60 325...			...40	...51	3 x 1 x QR-CBC 51, max 50 W		5.3
Alinio L Stromsch EB 3-PH 1,0M 03	60 326 00							5.4
Alinio L Stromsch EB 3-PH 1,0M DALI 03	60 327 00							5.4

Please order end caps for single luminaires and/or for continuous-line luminaires separately.

* Measurements stated in accordance with online catalogue.



Alinio

Light channel, surface-mounted

CE  IP20



Alinio OTA/I...03



Alinio L EB...03

Application

Single, double and triple luminaires in reticulated rectangular form and, in combination, also as a light channel for linear continuous-line luminaires. For illumination of public areas, corridors, showrooms and sales areas. Also suitable for suspended mounting, surface-mounting and recess-mounting.

Optical systems

Alinio...I... , ...II... , ...III... and Alinio L...III...

Direct light distribution. Opal PMMA cover with finely structured surface. Versions for fluorescent lamps with diagonally overlapping lamp placement for homogenous illumination of the light projection area.

...LED...

With low power LED, light colour is neutral white, colour temperature 4000 K.

Alinio L EB...

With 3 recessed spotlights for low-voltage halogen reflector lamps QR-CBC 51, max. 50 W.

Alinio L AB...

With 3 horizontally rotating and vertically pivoting surface-mounted spotlights for low-voltage halogen reflector lamps QR-CBC 51, max. 50 W.

Alinio L Stromsch 3-PH 1000 mm...

For mounting of spotlights with 3-circuit track adapter.

Luminaire body

Extruded aluminium profile, in reticulated rectangular form with minimal edge radius, silver, similar to RAL 9006.

T5 single luminaire Alinio...I... , ...II... , ...III...

As single or starting luminaire in one, two or three lamp lengths. In connection with continuous-line luminaires also suitable for setup of a linear continuous light channel.

T5 continuous-line luminaire Alinio L...III...

As middle or end luminaire, 28/54 W 3240 mm long, 35/49 W 4140 mm long.

LED single and/or continuous-line luminaire Alinio L...I...LED, ...II...LED and ...III...LED

In single, two or three length version.

Continuous-line luminaire Alinio L EB..., L AB...

As middle luminaire, 1194 mm long.

Continuous-line luminaire Alinio L Stromsch 3-PH 1000 mm...

As middle luminaire, 1194 mm long, with integrated 3-circuit track for 3-circuit track adapter.

Electrical connection

On each front-side ending a 5-pole WAGO connector for mains connection and further wiring.

Electrical version

Electronic mains power integrated within luminaire.

Alinio I... , II... , III... and Alinio L...III...

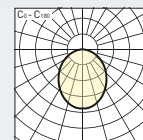
...E... With electronic Multi-Lamp control gear.

...EDD... With digitally dimmable electronic Multi-Lamp control gear (DALI).

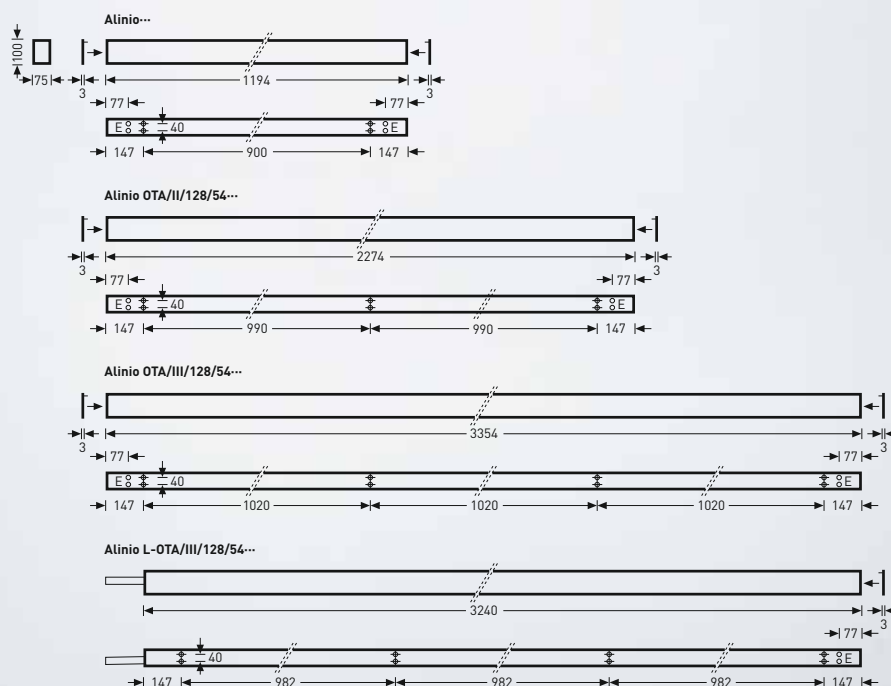
Alinio L...LED..., Alinio L EB... and Alinio L AB...

...ET... With electronic transformer.

...ETDD... With digitally dimmable electronic transformer (DALI).



Alinio OTA/I/35/49...
UTE: 0,31 E + 0,00 T
DIN 5040: A40
CIBSE: BZ 3/75/BZ 4
NBN L 14-002: BZ 4





Alinio L AB...03




Alinio L Stromsch...03

Description	TOC	Electrical version				Lamp/ luminaire luminous flux/ light colour	Connected load	≈kg
		...E...	...EDD...	...ET...	...ETDD...			
T5 Single luminaire (starting luminaire)								
Alinio OTA/I/128/54...03	60 316...	...04	...07			1 x 28/54		4.1
Alinio OTA/I/135/49...03	60 317...	...04	...07			1 x 35/49		5.1
Alinio OTA/II/128/54...03	60 318...	...04	...07			1 x 28/54		7.8
Alinio OTA/II/135/49...03	60 319...	...04	...07			1 x 35/49		9.8
Alinio OTA/III/128/54...03	60 320...	...04	...07			1 x 28/54		11.5
Alinio OTA/III/135/49...03	60 321...	...04	...07			1 x 35/49		14.5
T5 Continuous-line luminaire (middle and/or end luminaire)								
Alinio L-OTA/III/128/54...03	60 322...	...04	...07			1 x 28/54		11.2
Alinio L-OTA/III/135/49...03	60 323...	...04	...07			1 x 35/49		14.2
LED Single and/or continuous-line luminaire*								
Alinio L-OTA/I/LED 3200 nw...03	60 393...				...51	LED/3200 lm/nw	40 W	5.1
Alinio L-OTA/II/LED 6400 nw...03	60 394...				...51	LED/6400 lm/nw	80 W	9.8
Alinio L-OTA/III/LED 9600 nw...03	60 395...				...51	LED/9600 lm/nw	120 W	14.5
Additional modules								
Alinio L EB 3QR-CBC51 max 50...03	60 324...			...40	...51	3 x 1 x QR-CBC 51, max 50 W		5.1
Alinio L AB 3QR-CBC51 max 50...03	60 325...			...40	...51	3 x 1 x QR-CBC 51, max 50 W		5.3
Alinio L Stromsch EB 3-PH 1,0M 03	60 326 00							5.4
Alinio L Stromsch EB 3-PH 1,0M Dali 03	60 327 00							5.4

In case of direct surface-mounting, the additional modules can only be used as in-between elements.

Please order end caps for single luminaires and/or for continuous-line luminaires separately.

* Measurements stated in accordance with online catalogue.



Alinio

Light channel, suspended

CE  IP20



Application

Single, double and triple luminaires in reticulated rectangular form and, in combination, also as a light channel for linear continuous-line luminaires. For illumination of public areas, corridors, showrooms and sales areas. Also suitable for suspended mounting, surface-mounting and recess-mounting.

Optical systems

Alinio...I..., ...II..., ...III... and Alinio L...III...

Direct light distribution. Opal PMMA cover with finely structured surface. Versions for fluorescent lamps with diagonally overlapping lamp placement for homogenous illumination of the light projection area.

...LED...

With low power LED, light colour is neutral white, colour temperature 4000 K.

Alinio L EB...

With 3 recessed spotlights for low-voltage halogen reflector lamps QR-CBC 51, max. 50 W.

Alinio L AB...

With 3 horizontally rotating and vertically pivoting surface-mounted spotlights for low-voltage halogen reflector lamps QR-CBC 51, max. 50 W.

Alinio L Stromsch 3-PH 1000 mm...

For mounting of spotlights with 3-circuit track adapter.

Luminaire body

Extruded aluminium profile, in reticulated rectangular form with minimal edge radius, silver, similar to RAL 9006.

T5 single luminaire Alinio...I..., ...II..., ...III...

As single or starting luminaire in one, two or three lamp lengths. In connection with continuous-line luminaires also suitable for setup of a linear continuous light channel.

T5 continuous-line luminaire Alinio L...III...

As middle or end luminaire, 28/54 W 3240 mm long, 35/49 W 4140 mm long.

LED single and/or continuous-line luminaire Alinio L...I...LED, ...II...LED and ...III...LED

In single, two or three length version.

Continuous-line luminaire Alinio L EB..., L AB...

As middle or end luminaire, 1194 mm long.

Continuous-line luminaire Alinio L Stromsch 3-PH 1000 mm...

As middle or end luminaire, 1194 mm long, with integrated 3-circuit track for 3-circuit track adapter.

Electrical connection

On each front-side ending a 5-pole WAGO connector for mains connection and further wiring.

Electrical version

Electronic mains power integrated within luminaire.

Alinio I..., II..., III... and Alinio L...III...

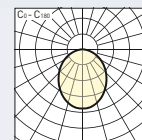
...E... With electronic Multi-Lamp control gear.

...EDD... With digitally dimmable electronic Multi-Lamp control gear (DALI).

Alinio L...LED..., Alinio L EB... and Alinio L AB...

...ET... With electronic transformer.

...ETDD... With digitally dimmable electronic transformer (DALI).



Alinio OTA/I/35/49...
UTE: 0,31 E + 0,00 T
DIN 5040: A40
CIBSE: BZ 3/75/BZ 4
NBN L 14-002: BZ 4



Alinio L AB...03

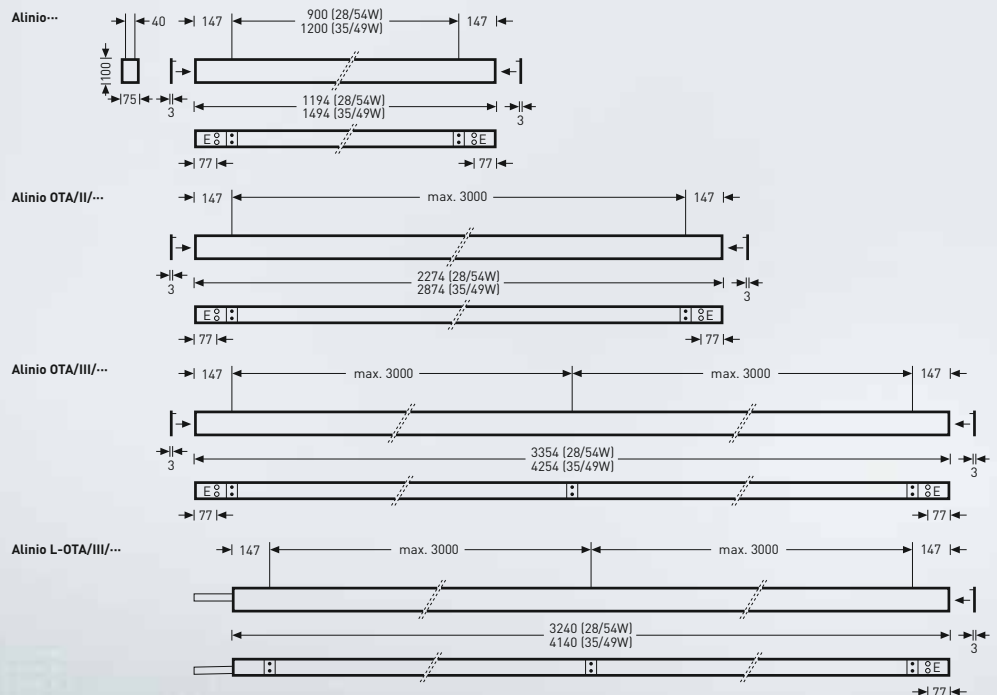


Alinio L Stromsch...03

Description	TOC	Electrical version				Lamp/ luminaire luminous flux/ light colour	Connected load	≈kg
		...E...	...EDD...	...ET...	...ETDD...			
T5 Single luminaire (starting luminaire)								
Alinio OTA/I/128/54...03	60 316...	...04	...07			1 x 28/54		4.1
Alinio OTA/I/135/49...03	60 317...	...04	...07			1 x 35/49		5.1
Alinio OTA/II/128/54...03	60 318...	...04	...07			1 x 28/54		7.8
Alinio OTA/II/135/49...03	60 319...	...04	...07			1 x 35/49		9.8
Alinio OTA/III/128/54...03	60 320...	...04	...07			1 x 28/54		11.5
Alinio OTA/III/135/49...03	60 321...	...04	...07			1 x 35/49		14.5
T5 Continuous-line luminaire (middle and/or end luminaire)								
Alinio L-OTA/III/128/54...03	60 322...	...04	...07			1 x 28/54		11.2
Alinio L-OTA/III/135/49...03	60 323...	...04	...07			1 x 35/49		14.2
LED Single and/or continuous-line luminaire*								
Alinio L-OTA/I/LED 3200 nw...03	60 393...				...51	LED/3200 lm/nw	40 W	5.1
Alinio L-OTA/II/LED 6400 nw...03	60 394...				...51	LED/6400 lm/nw	80 W	9.8
Alinio L-OTA/III/LED 9600 nw...03	60 395...				...51	LED/9600 lm/nw	120 W	14.5
Additional modules								
Alinio L EB 3QR-CBC51 max 50...03	60 324...			...40	...51	3 x 1 x QR-CBC 51, max 50 W		5.1
Alinio L AB 3QR-CBC51 max 50...03	60 325...			...40	...51	3 x 1 x QR-CBC 51, max 50 W		5.3
Alinio L Stromsch EB 3-PH 1,0M 03	60 326 00							5.4
Alinio L Stromsch EB 3-PH 1,0M DALI 03	60 327 00							5.4

Please order end caps for single luminaires and/or for continuous-line luminaires separately.

* Measurements stated in accordance with online catalogue.



Alinio

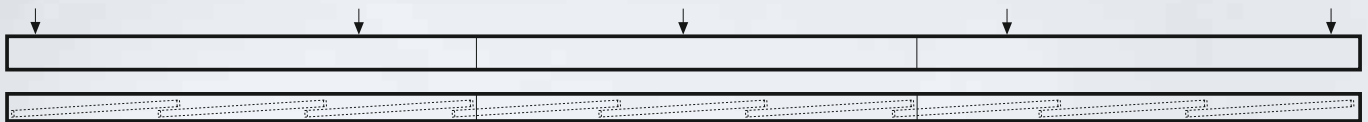
Planning examples T5 and additional module



Order example 1:

Alinio geometrical arrangement (recessed version) in accordance with schematic

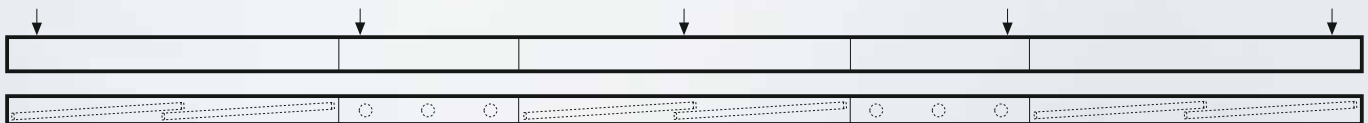
1 piece	Alinio OTA/III/28/54 E 03	3-lengths single luminaire
2 pieces	Alinio L-OTA/III/128/54 E 03	3-lengths continuous-line luminaire
1 piece	Alinio D1 ZBC III/28/54	Mounting accessories, 3-lengths 28/54 W
2 pieces	Alinio D1 ZBC L III/28/54	Mounting accessories, 3-lengths 28/54 W, continuous-line
1 piece	Alinio D1 ZKS 03	Single end caps
1 piece	Alinio D1 ZZT/315/1500	Mains cable, transparent, 3 x 1.5 mm, 1500 mm
2 pieces	Alinio D1 ZLK	Continuous-line coupling



Order example 2:

Alinio geometrical arrangement (surface-mounted version) in accordance with schematic

1 piece	Alinio OTA/III/28/54 E 03	3-lengths single luminaire
2 pieces	Alinio L-OTA/III/128/54 E 03	3-lengths continuous-line luminaire
1 piece	Alinio D1 ZKS 03	Single end caps
1 piece	Alinio D1 ZZT/315/1500	Mains cable, transparent, 3 x 1.5 mm, 1500 mm
2 pieces	Alinio D1 ZLK	Continuous-line coupling



Order example 3:

Alinio geometrical arrangement (suspended version) in accordance with schematic

3 pieces	Alinio OTA/I/28/54 E 03	2-lengths single luminaire
2 pieces	Alinio L EB 3QR-CBC51 max50 ET 03	1-length continuous-line luminaire with three downlights
1 piece	Alinio D1 ZKS 03	Single end caps
1 piece	Alinio D1 ZZT/315/1500	Mains cable, transparent, 3 x 1.5 mm, 1500 mm
5 pieces	Alinio D1 ZS/1500	2-point wire suspension, 1500 mm
1 piece	ZAE/01	Ceiling rose
4 pieces	Alinio D1 ZLK	Continuous-line coupling

Alinio

Accessories

Wire suspension

1 pair, 2-point, insertable and alignable without tools, for suspension lengths up to 1500 mm, 3000 mm, 6000 mm.

Alinio D1 ZS/1500	Decorative wire suspension, with suspension bracket, floor sleeve and adjustment, 1500 mm	59 680 00
Alinio D1 ZS/3000	Decorative wire suspension, with suspension bracket, floor sleeve and adjustment, 3000 mm	59 681 00
Alinio D1 ZS/6000	Decorative wire suspension, with suspension bracket, floor sleeve and adjustment, 6000 mm	59 682 00

Mains cable

Transparent mains cable, 3 (5) x 1.5 mm², for suspension lengths up to 1500 mm, 3000 mm, 6000 mm.

Alinio D1 ZZT/315/1500	Mains cable, transparent, 3 x 1.5 mm ² , 1500 mm	59 683 00
Alinio D1 ZZT/315/3000	Mains cable, transparent, 3 x 1.5 mm ² , 3000 mm	59 684 00
Alinio D1 ZZT/315/6000	Mains cable, transparent, 3 x 1.5 mm ² , 6000 mm	59 685 00
Alinio D1 ZZT/515/1500	Mains cable, transparent, 5 x 1.5 mm ² , 1500 mm	59 686 00
Alinio D1 ZZT/515/3000	Mains cable, transparent, 5 x 1.5 mm ² , 3000 mm	59 687 00
Alinio D1 ZZT/515/6000	Mains cable, transparent, 5 x 1.5 mm ² , 6000 mm	59 688 00

End caps

1 pair, for front-side covering of single and continuous-line luminaires.

Alinio D1 ZKS 03	Head end, RAL9006, 1 pair, for front-side covering	59 689 00
-------------------------	--	-----------

Continuous-line coupling

1 piece, for connection of two Alinio modules.

Alinio D1 ZLK	Continuous-line coupling for connection of two main profiles	59 690 00
----------------------	--	-----------

Ceiling rose

1 piece, for connection of mains cable at ceiling.

ZAE/01	1 piece, square, white	46 917 00
ZAE/03	1 piece, square, silver-grey	46 918 00

Mounting set

1 set, for mounting of a single or continuous-line luminaire.

Alinio D1 ZBC I/28/54/EB/AB/Stromsch	Mounting accessories 1-length 28/54 W/EB/AB/track	60 353 00
Alinio D1 ZBC II/28/54	Mounting accessories 2-lengths 28/54 W	60 354 00
Alinio D1 ZBC III/28/54	Mounting accessories, 3-lengths 28/54 W	60 355 00
Alinio D1 ZBC L III/28/54	Mounting accessories, 3-lengths 28/54 W, continuous-line	60 356 00
Alinio D1 ZBC I/35/49	Mounting accessories 1-length 35/49 W	60 357 00
Alinio D1 ZBC II/35/49	Mounting accessories 2-lengths 35/49 W	60 358 00
Alinio D1 ZBC III/35/49	Mounting accessories 3-lengths 35/49 W	60 359 00
Alinio D1 ZBC L III/35/49	Mounting accessories 3-lengths 35/49 W, continuous-line	60 360 00
Alinio D1 ZBC L I/LED 3200	Mounting accessories 1-length LED 3200 lm, continuous-line	60 396 00
Alinio D1 ZBC L II/LED 6400	Mounting accessories 2-lengths LED 6400 lm, continuous-line	60 397 00
Alinio D1 ZBC L III/LED 9600	Mounting accessories 3-length LED 9600 lm, continuous-line	60 398 00

Removal tool

Vacuum plug for removing luminaire covers OTA in case of maintenance.

03630S		29 265 00
---------------	--	-----------

Contacts

TRILUX GmbH & Co. KG

Heidestraße · D-59759 Arnsberg
Postfach 19 60 · D-59753 Arnsberg
Tel. +49 (0) 29 32.3 01-0
Fax +49 (0) 29 32.3 01-3 75
sales@trilux.com · www.trilux.com

PROLJUS AB

Kyrkogatan 18
570 03 VRIGSTAD
Tel. +46 (0) 70 601 05 63
info@proljus.se - www.proljus.se